



















Red Class Long Term Plan Reception Class

	Autumn 1	Autumn 2	Spring 1	Spring 2	Summer 1	Summer 2
<p>Topics</p> <p>(See Half Termly overview)</p>	<p>My World</p>  <p>Connect</p>  <p>Nature</p>  <p>Explore</p>  <p>Health</p>  <p>Inspire</p>	<p>The Night Sky</p>  <p>Inspire</p>  <p>Explore</p>  <p>Health</p>	<p>Happy Ever After</p>  <p>Change</p>  <p>Connect</p>	<p>Dinosaur Roar</p>  <p>Connect</p>  <p>Explore</p>  <p>Health</p>	<p>How does your garden grow?</p>  <p>Nature</p>  <p>Explore</p>	<p>The World</p>  <p>Inspire</p>  <p>Change</p>  <p>Nature</p>

RE	Creation Harvest	Incarnation Christmas Story	Celebrations - Hinduism - Chinese New Year	Salvation Easter Story	Special Places - Judaism - Islam - Christianity	What can we learn from stories?
Development matters links	Exploring where food comes from.	Learning the story of Christmas and how we celebrate it.	Recognise that people have different beliefs and celebrate special times in different ways.	Looking at how we celebrate Easter, traditions	Understand that some places are special to members of their community.	Discussing the stories that Jesus told.
Understanding the World	Past and Present Children to bring in pictures of their family for discussion. Introduce people at school for the children to become familiar. Discuss how they help. Comment on images of	The Natural Worlds Go on an Autumn walk and describe the local area. Describe what they hear, see and feel outside. Describing the changes in the trees. Looking at seeds on the ground - conkers/acorns/pinecones Looking at the habitats of owls. Nocturnal animals.	Past and Present look at pictures of grandparents - link to Red Riding Hood. Compare and contrast characters from stories, including figure from the past. People, Cultures and Communities RE - Celebrations Recognise that people have different beliefs and celebrate	The Natural Worlds Explore the natural world around them making observations and drawing pictures of animals and plants. Chn will identify animals including dinosaurs and start to	The Natural World Describe what they see, hear and feel whilst outside. Understand the effect of changing seasons on the natural world around them. Caterpillar/butterfly life cycles. Explore the natural world around them.	People, Cultures and Communities Compare and contrast characters from stories, including figures from the past. Draw information from a simple map. Recognise some similarities

	<p>familiar situations in the past.</p> <p>People, Cultures and Communities</p> <p>Recognise that people have different beliefs and celebrate special times in different ways.</p> <p>The Natural Worlds</p> <p>Understand the effect of changing seasons on the natural world around them.</p>	<p>People, Cultures and Communities</p> <p>Recognise that people have different beliefs and celebrate special times in different ways.</p> <p>Past and Present</p> <p>Looking at pictures/films about the moon landings. Compare and contrast characters from stories, including figures from the past.</p> <p>Recognise some environments that are different to the one in which they live.</p>	<p>special times in different ways.</p> <p>Understand that some places are special to members of their community.</p> <p>Draw information from a simple map.</p> <p>Recognise some similarities and differences between life in this country and life in other countries.</p> <p>The Natural World</p> <p>Describe what they see, hear and feel whilst outside</p> <p>The hook for Goldilocks - find the items from the story outside.</p> <p>Draw information from a simple map.</p> <p>- Goldilocks/Red Riding Hoods journey. What did she see on the way?</p>	<p>identify common body parts such as wings/fins.</p> <p>They will think about what dinosaurs ate and the environments they lived in.</p> <p>People, Cultures and Communities</p> <p>RE - Celebrations</p> <p>Recognise that people have different beliefs and celebrate special times in different ways.</p>	<p>Scavenger hunt to look for natural items. Chn to view plants as living things and learn parts e.g. root.</p> <p>Plant sunflowers.</p> <p>People, Cultures and Communities</p> <p>RE - Celebrations</p> <p>Understand that some places are special to members of their community.</p>	<p>and differences between life in this country and life in other countries.</p> <p>The Natural World</p> <p>Recognise some environments that are different to the one in which they live.</p> <p>Explore the natural world around them.</p>
--	---	--	---	---	---	---

